

Saltfork Craftsmen Artist-Blacksmith Association

November 2010



This was the 2nd year for Saltfork to work at the State Fair of Oklahoma. Some of us that had the opportunity to be there are looking forward to year number 3.

President's Notes

Gerald Franklin

Our 14th Annual Conference is behind us now and again, it proved to be a real winner. We were treated to fine demonstrations by Gordon Williams from Camp Verde, AZ and Darryl Nelson from Eatonville, WA. They really put on a good show for the attendees and if you missed the conference you missed an excellent learning experience. Gordon is known as a real workhorse and kept multiple projects in the forge most of the time. Darryl is known primarily for his forged animal heads but he treated us to some other really fine projects, too. Participation in the toolbox auction brought in a record amount of money for the club treasury and the auction was well supported, too.

Tammy Cowart, our Registrar tells me that we had a total of 84 separate registrations and over a hundred individual attendees for the conference. Of this number, many were out of state members who we were glad to see again this year. I feel that these numbers reflect the quality of the demonstrators that were lined up by the Board of Directors. I want to thank all the members who put out so much effort in making this event the success that it was. And I want to thank all of you who came to the conference to visit and learn.

We have a few details to finish up for this year so that we can collect our grant from the Oklahoma Arts Council and then we can get started in earnest on next year's conference. Our demonstrators in 2011 will be a pair of fine smiths who will offer world class demonstrations so you will want to be sure to make this conference.

In the mean time, host a meeting and plan on attending as many of our regional meetings as you can. These meetings are where most of our individual teaching and learning takes place.

AMBUCS Wine'n on the Chisholm Trail

Gerald Franklin

On October 2, 2010, I set up at the Chisholm Trail Heritage Center in Duncan, OK for a charity event sponsored by the local AMBUCS chapter. As the name implies, there was some wine involved. Booths from wineries around the state were set up offering their vintages for tasting. There were also many other booths set up that displayed arts and crafts, clothing, jewelry, and food vendors representing community members and businesses. There was also pretty good live and recorded music throughout the day.

The central theme of the event was wine tasting and visitors bought a wineglass so that they could visit the various wineries' booth and sample their stuff. And, no, the blacksmith didn't do any tasting. I was too busy with visitors and I also thought that I didn't need the disadvantage of being "likkered up" affecting my already shaky hammer control. The event was scheduled to run from 12 until 7PM, and I got out of there just about dark.

This was a good event and the AMBUCS raised over \$2700 for their AMTRYKE Project. This is a specialized tricycle for handicapped children and local AMBUCS chapters raise money to purchase and then donate these trikes to qualifying families. The amount raised could fund three trikes for the national program.



SCABA Conference Highlights...

The conference gets started on Friday with the setup crew arriving around 8:00 am. This year there was no difference in the set up plans except that the County Commissioners were having a dinner in the women's building so we could not get in there to set up until after 3:00p.m. The equipment started arriving shortly after opening the doors and before long it starting to look like a blacksmithing site. We stop for a while to go enjoy a lunch at the local sandwich/coffee shop.

We made some changes this year to see if it would make things easier. We moved the registration area to the women's building. There is more room there and it opened up the doorway of the demo building allowing more room for the other activities like iron-n-hat and tool box.

As soon as the commissioners were out of the building, the ladies started getting thing organized in that building and before long had everything the way we wanted them. We hope that everyone approved of the change. With everything ready we retired to the demo building for a delicious dinner cooked by Bill Kendall. Bill does an excellent job of cooking up our evening meal for the set up crew. It takes quite a few people to get the conference area ready for Saturday morning. It also takes a lot of equipment to put on a conference. A lot of people have to load up their equipment from home and transport it sometimes hundreds of mile to the demo location. This year James Johnson from Texas brought his power hammers for the demonstrators to use. We wish to thank him for providing the hammers for our use. Bill Davis also brought his skid steer to help load and unload the heavy equipment. Byron brought a large load of the cone mandrels and swage blocks that were to be picked up by another club and also to have to sell at the conference.



Registration started at 8:00 am on Saturday and by Sunday morning there had been 84 registered for the conference with over 100 attending. We had 11 new/ renewals that came in during the conference.

The family classes that were offered this year were a two sewing and one wire wrapping class. We had a field trip into Stillwater. It didn't work out as desired but even though we didn't participate in a sewing class the ladies did enjoy a nice lunch and some shopping at a couple of fabric stores. We also had the lace guild demonstrating lace making and on Sunday Mrs. Ivy showed us some of the air fresheners and scents that she is selling and Mecca Waite did a simple beading demo. The ladies finished up their sewing projects and after the demo's ended and the breakdown finished, we all headed home.





Wire wrapping class



Lace guild ladies



Registration.



Bill adding a nail to the stump.



Teresa doing some silver casting



Getting ready for the auciton



Gerald Brostik setting up is gallery items



Copper rose cross made by Diana Davis for the Auctioneer's wife.




Yellow Brick Road quilt put into the gallery by Diana Davis



Cross by Tommy Dean



Grill by Gerald Franklin



Gavel made by Gerald Franklin to be given to the auctioneer



Quilts by Carol Doner



Table and Cross by Tom Nelson

I didn't get a chance to go into the demo building so I only have picture that have been submitted by others. These were sent to be my Gerald Franklin.



Scenes from the Cordell Pumpkin fest.

Pictures submitted by Gary Seigrist



Thanks for the Conference Help

Gerald Franklin

After every year's conference we dole out a blanket "Thank You" to all who helped. This is a sincere expression of appreciation from all of us who are charged with putting on the event. And we normally make this a blanket "Thanks" for fear of leaving someone out. Well, this year, I want to issue a similar blanket statement of appreciation to all who helped us out but I also want to get out on the thin part of the limb and pass on our thanks on an individual basis. I want to do this for two reasons: (1) it's the right thing to do. People who donate their time, equipment, and effort to help us put on a quality event deserve to be recognized, and (2) recognizing helpers on an individual basis helps others get an understanding of just how much work the conference involves.

Many who come to the conference who aren't involved in the set-up and tear-down often don't realize the amount of equipment, snacks, drinks, coffee cups, napkins, sewing machines, display material, badges, cards, extension cords, etc that must be hauled in and out of the facility. Basically, the two buildings, the bleachers, and the tables and chairs, are provided by the Noble County Fair Grounds. Literally everything else that you see in the demo areas, Family Class areas, dining areas, and the Gallery and Auction areas has to be moved in and out.

So, I want to name names, in no particular order, of folks who went above and beyond the call of duty to make the conference a success again this year.

Cowart Family –

Dan – A co-chair for this year's event, a job that literally involves year-round coordination of meals, demonstrator support, publicity, volunteers, in short, everything.

Tammy – Registrar, another year-round job.

Pat – Registration table, and this year, Head Cashier

Tracy – Electronic setup – Tracy is responsible for coordinating the video crews and for the big-screen displays that add so much to our understanding of the demonstrations.

Doner Family-

Carol – Family classes, auction setup/ tracking and collection of sales

Byron- Coffee, snacks, ITH, equipment loan, Heavy transport of cones and swage blocks, cone mandrel sales

Davis Family -

Diana – Gallery, Family classes, Auction setup/ tracking and collection of sales

Bill – Equipment loan (anvils, vises, etc). Loan, transport, and operation of skid steer.

Mecca Waite - Help at the registration table

Becky Daniel - Auction item registration and display

Teresa Gabrish - Family classes. These classes mean a great deal to our family members

Sherill Carothers and the ladies of the Oklahoma Lace Guild who demonstrated their craft again this year

Ron Lehenbauer - Drinks for the past six years, tailgate area ram-rod.

Don Garner - Tool box and ticket sales. This is a major fund raiser.

Laquita Greteman – Iron-in-the-Hat help

Tom Nelson and Jim Carothers - tear down crew supervision

David Seigrist - Conference co-chair. Again, a job that literally involves year-round coordination of meals, demonstrator support, publicity, volunteers, in short, everything.

Bill Kendall – Friday night meal for setup crew, equipment rental, equipment loan, swage block sales

Gary Seigrist and Frank Sheldon – Forge/gas bottle loan.

So this is my list. It is in no particular order, it's just the way that people's names bubbled up in what passes for my memory these days. I should, though, include a blanket thank you for all the folks who donated Iron-in-the-Hat and auction items, displayed their work in the gallery, and participated in the tailgate sales. Big thanks, too, for all who spent money on Tool Box tickets, Iron-in-the-Hat tickets, and auction items.

To those of you who have been left off this list, I apologize and I want to assure you that you were not left off the list because your efforts were not appreciated, you were left off because I messed up by not including you on the list. I'll do better next year. If you have read this write-up in detail, you will understand why we have not attempted to thank folks individually in the past. It's just too hard.


2010 Conference Comments

Gerald Franklin

We put comment sheets in conference registration packets again this year. Generally, the numerical scores were very good and we received many written comments also. The written comments are reproduced below.

- Start the auction earlier
- Print last name larger on badges
- Keep dogs away from buildings and parking lots
- Put names & towns larger on name tags
- Food was very good
- Thanks!
- New microphones that mount behind ears – near mouth @constant distance
- Add video feed only to the side demonstrator is not working, i.e. video of both demonstrators going on both sides simultaneously.
- Love the monitor showing as demonstrator is working
- Great job! No complaints
- Auctioneer is unnecessarily crude
- Larger auction number cards so they can be found in packet
- Tie dogs out away from high traffic areas, not where people are walking between buildings.
- Change not a thing
- I would like to thank all who put in the long hours to make the conference a great success.
- Thank you!
- When people ask the demonstrator questions you can't always hear what the question is – maybe remind demonstrators to repeat the question.
- Change nothing
- Thanks
- It often would help if a demonstrator would first show a sample of his project so that we could better understand the steps it takes to produce the final project.
- For me this was one of the best conferences ever
- Need more items in the gallery
- More hand towels in the men's rest room and air freshener
- And the reason you don't put directions to the conference is because?
- Ice chest in the demo area for drinks for demonstrator
- Fan in demo area to stir a little air
- Pictures of demo area to help with set up
- Change nothing
- My first experience. Most enjoyable.
- Please consider getting Elizabeth Brimm as a demonstrator at a conference
- I would like to see some type of judged competition. Maybe Beginner, Intermediate, advanced classes.

Member Jerry Basler is trying to rebuild a forge that was his grandfathers. It has been tentatively identified as a #1 Champion forge. He is looking for parts that will help him get the forge into working order. The blower is the biggest piece missing according to the picture. He has the legs reattached at this printing. You can contact Jerry at his home in Piedmont, Ok at 405-373-1980 or cell 405-205-2720 or e-mail jlbasler66@yahoo.com



2011 Blacksmithing Calendars

The 2011 calendar contains 21 images of old blacksmith activity based on photos 80-110 years old. Most are full-page views of blacksmith shop interiors. Because many people missed out on the 2000 calendar, I've added 3 of the images from the calendar. The last 3 images from the 2000 calendar will be added to the 2012 calendar, which is almost certain to be the last one I produce.

1-5 year 2011 calendars: \$17.00 each
6-20 year 2011 calendars: \$15.00 each
21-39 year 2011 calendars: \$13.00 each
Over 39 year 2011 calendars; \$10.00 each

CD with over 7200 Blacksmith & Anvil images

Contains a wide (very wide) variety of images collected from many sources over a period of years. They're arranged in 18 slide shows for easy viewing. You'll see anvils posed in every way imaginable. Many old shop interiors are included along with many unusual European anvils. The images have been cleaned up using photo enhancement software. (For Windows 2000 and later, not for macs)

1-5 CDs: \$17.00 per CD
Over 5 CDs: \$12.00 per CD

Set of 25 Blacksmith Postcards (only one set produced)

1-5 sets of Postcards: \$6.00 per set
6-25 sets of Postcards: \$5.00 per set
Over 25 sets of Postcards: \$4.00 per set.

Shipping and ordering; prices include shipping to a US or Canadian address. Insurance is extra.

Send a check or money order to; Gill Fahrenwald, P.O. Box 2323, Olympia, WA 98507 or **PayPal** to anvilman@orcalink.com

“SCABA Library”

VHS Titles

SCABA Conf - 2002 - Bill Bastas
A Traditional Suite: Sword Making, Set Hammer
A Water Powered Smithy
ABANA Comes of Age - 1994 NOMM Exhibit
ABANA Comes of Age - 1994 NOMM Exhibit
Basic Blacksmithing - Hershel House (Part 1)
Basic Blacksmithing - Hershel House (Part 2)
Basic Blacksmithing - Hershel House (Part 3)
Forge Welding - Bob Patrick
SCABA Conf - 1997 - Frank Turley (Tools)
Hammerman in Williamsburg
Jerry Darnell - 18th Century Lighting (Part 1)
Jerry Darnell - 18th Century Lighting (Part 2)
Jerry Darnell - 18th Century Lighting (Part 3)
Jerry Darnell - 18th Century Hdw - Latches
Jerry Darnell - 18th Century Hdw - Hinges
Jerry Darnell - 18th Century Hdw - Pintles
SCABA Conf - 2001 - Jim & Kathleen Poor
Jim Hrisoulas - Damascus Pt 1
Jim Hrisoulas - Damascus Pt 2
Omey's 2002 - Kendall & Dyer - Table
SCABA Conf - 1998 - D. Steigler - Baskets
SCABA Conf - 1998 - R. Gunter - Hammers
SCABA Conf - 1998 - D. Steigler - Iris & Finishes
SCABA Conf - 1998 - R. Gunter - Hollow Forging
SCABA Conf - 1998 - D. Steigler - Repousse'
SCABA Conf - 1998 - R. Gunter - Scrolls
Samuel Yellin's Legacy
Omey's - 1997 - Ted Sawyer
Omey's - 1997
The Loveless Legend
Tom Smith at Hartdner, KS
Yellin Foundation & Manfred Bredohl
Allen Rogers - Projects
Forge & Anvil - Various Episodes
Unknown Conference - Unknown Smiths
Broom Making for the Blacksmith
Elmer Roush: Colonial American Hdw & Fixtures
European Masters & The Woodwright's Shop
: Misc Projects
Doug Merkel: Nail Header
Doug Merkel: Sawtooth Trammel
Doug Merkel: Tomahawk & Misc
Doug Merkel: Hammers
Blacksmith's Journal Techniques - 1
Blacksmith's Journal Techniques - 2
Bill Epps - Tongs
Bill Epps - Animal Heads
Bill Epps - Birds & Bugs
Bill Epps - Leaves & Flowers
1990 Metal Madness
Ivan Bailey & Paul Hubler
1992 BAM Ozark Conference
2002 UMBA Conference
2003 UMBA Conference
Knifemaking With William White

Wagon Wheel, Marble Inlay, Strikers
National Museum of Horse Shoeing Tools
SCABA Conf - 2004 - Don MacKay
SCABA Conf - 2004 - Bob Patrick
SCABA Conf - 2005 - Peter Happny
SCABA Conf - 2005 - Brian Gilbert
SCABA Conf - 2006 - Tal Harris
SCABA Conf - 2006 - Ed & Brian Brazeal
SCABA South Central Meetings - 2004

DVD Titles

BEMIDJI Conf. (Ward Brinegar, Jim Batson)
Power Hammer & Punch/Chisel Wrkshop (Bob Bergman)
1995 Haverhill/Guild Meeting (Roger Lowrance, John Hanks)
1994 ABANA Conf. "Yellin's Legacy"
1996 Tunnel Mill
1998 Metal Madness (Nol Putnam) (Pt. 1)
1997 BEMIDJI(Plus Remainder of '98 Metal Madness w/N. Putnam Pt.2)
Uri Hofi 5 Day Workshop (Part 1 of 3)
Uri Hofi 5 Day Workshop (Part 2 of 3)
Uri Hofi 5 Day Workshop (Part 3 of 3)
Tunnel Mill
2002 BEMIDJI
Wooden Wagon Wheel
1997 UMBA Conf. (Mike Boone & Paul Hubler)
2003 Metal Madness (Lorelei Sims & Tom Latane')
1997 BAM Ozark Conf. (Uri Hofi & Bob Bergman)
Bill Calloway
Tunnel Mill, 3 Hrs of 1998 ABANA Conf.
2005 UMBA Winter Conf. -BEMIDJI (Mike Garrett & Lou Mueller)
2005 BAM Conf. (Bill Epps)
Beginning Blacksmithing (Robb Gunter) Part 1
Beginning Blacksmithing (Robb Gunter) Part 2
Beginning Blacksmithing (Robb Gunter) Part 3
Controlled Hand Forging Series - Hammer's Blow
Accompanies Robb Gunter
1990 Metal Madness (Dorothy Stiegler, Monty Bygd, Kitty Latane', Dan Butt)
Smithing Books (*Elementary Metal Work, Forge Practice, Forging of Iron and Steel, Hand Forging & Wrought Iron, Ornamental Work, Practical Blacksmithing II & IV, Spanish Ironwork, Steel Working & Tool Dressing, The Mechanic's Textbook & Engineer's Practical Guide*)
1992 BAM Conf. (*Clay Spencer, Robb & Chad Gunter, Stan Winkler, Bob Patrick, Jerry Hoffman, Floyd Daniel, Doug Hendrickson, Fred Caylor*)
2002 UMBA Conf. (Roger Lowrance)
2003 UMBA Conf. (Bob Tuftee)
Jerry Darnell (Hinges & Pintles) & Bob Patrick (Forge Welding)
Jerry Darnell (18th Century Lighting & Door Latch)
Various Short Titles (*Hammerman in Williamsburg, A Water Powered Smithy, NOMM Exhibit - ABANA Comes*

of Age, Tom Smith at Hardner KS, Yellin Foundation & Manfred Bredohl, Samuel's Legacy, European Masters & the Woodwright's Works ABANA Gallery Exhibit - 1992

Doug Merkelhop)"

Saltfork Smithing #2 (Omey's 2002, Kendal & Dyer Table, Omey's 1997)

Saltfork Smithing #1 (Omey's 97 Ted sawyer & John Burns Silver Solder, Omey's 98 - Wagon Wheel, Ricky Nussbaum: 2004 South Central Meetings)

ABANA Series - Power Hammer Forging w/Clifton Ralph Parts 1-3

ABANA Series - Power Hammer Forging w/Clifton Ralph Parts 4 &5

Librarian Contact Information:

Tony Cable

2812 Land Run Road

Moore, OK 73160

(405) 793-9626

tcable@sbcglobal.net

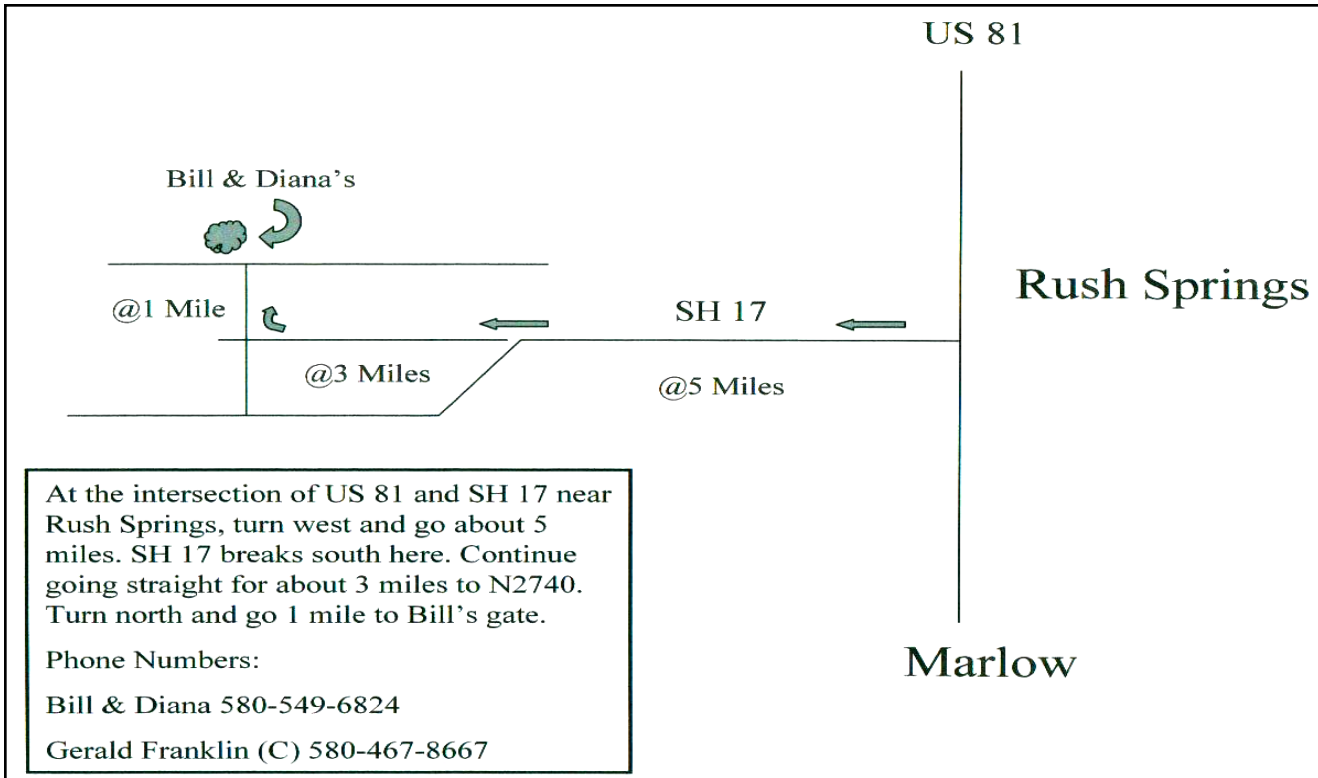
More State Fair Reports

Well the State Fair has come and gone again and if you did not make opportunity to go and demonstrate, you missed a good experience. The weather was good, the food was great and the crowds were pretty good also. It was dry the three days of the first weekend that I worked. I enjoyed working with Korny Kent, Ron and his son Eric, and Mandell. We had a new member named John who is working and staying in town from Missouri who came and worked quite a bit while I was there. It was a pleasure to meet and visit with him.

My sales were better than last year and I believe overall the repeat exposure of being there every year will just get better and better. I talked to a lot of people about the club and had a lot of opportunity to promote the Saltfork Craftsmen and blacksmithing in general which is the real reason to do these public demonstrations. I strongly urge anyone to get out and do a demo. You have the opportunity to learn a lot and grow as a person and as a smith as well as help out some good organizations. There are demo opportunities year round all over the state with about any kind of interest group you can think of. Tony Cable.



Maps and Directions to meetings



Directions to Matt Goyer's place.

Exit hwy 169 at 96th N and go east to 177th St east Ave. (Approx. 3 miles).

Turn Right on 177th St and travel approximately 1/2 mile (up a slight hill). Take the 1st Right. (onto 90th N) We are the 3rd house on left.

Address 17578 E 90th St. N.

918-272-8424

Matt doesn't have a lot of equipment so bring yours and enjoy a day of forging.