

Saltfork Craftsmen Artist-Blacksmith Association

July 2011



John R. Burns
Nov. 23, 1931-June 6, 2011

President's Notes

Gerald Franklin

We received word that long time member, John Burns died on June 6th. John was one of the thirteen founding members of Saltfork and served as Vice-President for a few years. A visit to his shop for me was like a trip to Disney Land for a six-year-old kid. The tools and fixtures that he built for himself were amazing. John was a fine smith but he was also a talented jewelry maker. Many of you will remember him sharing his silver solder skills at one of our conferences a few years ago. We will miss John.



There are a few things that we all need to be thinking about for the near and not-so-near future. The Southeast Regional meeting for August will be held at Bill Phillips' ranch near Indianola on the 6th. The reason that I mention that meeting here is that it has been designated as a tool workday for this year's toolbox. Please take time to make and donate one or more item for the toolbox. If you can come to Bill's on August 6th to build or deliver tools, it would sure help.

We are again scheduled to demo at the Oklahoma State Fair. This year's fair runs from September 15th through the 25th. Start planning now to put your name down for one or more days at the fair. The list will be available soon.

Our annual conference will be held on 15-16 October. That's a long way out, but I just wanted to suggest to you that it's never too early to get a nice piece ready for the gallery or the auction. Why not both? Our gallery gets bigger each year and we'd like to see your work there this year.

SOUTH CENTRAL REGIONAL PAGE

Meeting dates:

January 15, 2011

Host: Bill Davis

Phone # 580-549-6824

February 19, 2011

Host: Gerald Franklin

Phone #: 580-252-6002

March 19, 2011

Host: Terry Jenkins

Phone # 405-476-6091

Trade Item: Cross

Lunch: Sack Lunch/ On your own

April 16, 2011 (ANNUAL PICNIC)

Host: Byron Doner

Phone #

May 21, 2011

Host: Bo Hall

Phone # 405-485-2690

Trade item: Wall hanger

June 18, 2011

Host: Diana Davis

Trade items campfire tool

Lunch: hot dogs

July 16, 2011

Host: Terry Jenkins

Phone # 405-476-6091

Trade item: Fork

August 20, 2011

Host: Richard Simpson

Phone # 405-334-7413

Trade item: camp item

Sept. 17, 2011

Host: Bob Kenemar

Phone #:

Trade item: hook or hanger

October 15-16, 2011

SCABA Conf. Perry, Okla.

November 19, 2011

Host: Bill and Diana Davis

Phone #: 580-549-6824

Trade item:

December 17 2011

Host:

Trade item;

Meeting Notes:

The June meeting was hosted by Bill and Diana Davis at their home west of Rush Springs. First off, we would like to thank everyone that came out in the intense heat to enjoy of day around the forges with us. It was very hot and it takes a lot of dedication to the craft to want to get up close to one of the gas or coal forges during this type of weather. Remember when we were complaining about it being cold, well I guess this is payback

We had about 12 brave souls that came and endured the heat with us until about 3:00 p.m. when we all gave up and headed for home and air conditioning. We had some nice campfire tools as trade items. Too bad it was too hot and windy to try any of them out.

We had a "lite" lunch of hot dogs/chili dogs with banana flambé over ice cream for desert. Had to eat ice cream fast of it became just cream. Would like to thank everyone that brought dishes to go along with the dogs and we had some nice brownies and cake to go along with the ice cream.

Next months meeting is at Terry Jenkins place in Blanchard. Look for signs. If we don't get some rain we may have to forget about any outside forges, but we will wait and see.



Aubrey Washington working on his trade item. I think he is making a head of some sorts on it.



Ron showing how to make roses. He has some beautiful ones there to look at.



NORTH EAST REGIONAL PAGE

Meeting dates:

January 8, 2011

Host: Gary Gloden
Phone # 918-321-5015
Trade item; made from horseshoe

June Meeting report.....

February 12, 2011

Host: Gerald Brostek
Phone# 918-687-1927
Trade item. Valentine

March 12, 2011

Host: Dan Cowart
Trade items: Spoon



April 09, 2011

Host: Omar Reed at Ft. Gibson
Trade items:

July meeting will be a Clayton Hall's shop. He has chosen a garden tool for his trade item. Here is a map to his place. Hope to see some of you there.

May 14 2011

Host: James Maberry
Phone #: 918-636-7773
Trade item; cooking utensil

June 11, 2011

Host: Mike Krukoski
Phone #:918-789-2484
Trade item: **Garden Tool**

July 9, 2011

Host: Clayton Hall
Phone #918-605-6241
Trade item; **Kitchen tongs**

August 13, 2011

Host: Bill Kendall
Phone# 918-742-7836
Trade item

Sept. 10, 2011

Host: Dan Cowart at Pawhuska, Ok
Phone # 918-440-0653
Trade item: Leaf

October 2011

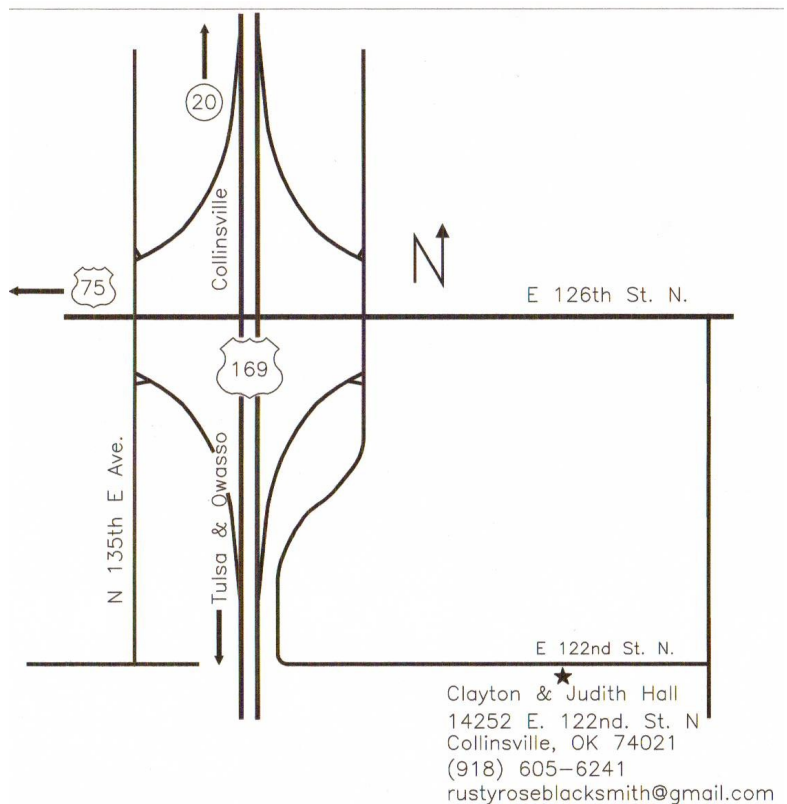
State conference

November 12, 2011

Host: Matt Goyer
Phone # 918-272-8424
Trade item:

December 10, 2011

Host: Charlie McGee
Phone #: 918-245-7279
Trade item: ladle



NORTH WEST REGIONAL PAGE

January 22, 2011

Host:
Phone#
Trade item;

February 26th, 2011

Host: Mandell Greteman
Phone # 580-515-1292

March 26, 2011

Host: Dorvan Ivey
Phone #:
Trade item; letter opener

April 23, 2011

Host: Mandell Greteman
Phone # 580-515-1292
Trade item: **Grilling tool**

May 28, 2011

Host: Don Garner/Mandell Greteman
Phone #:580-661-2607

June 25, 2011

Host: Mike George
Phone #: 580-829-1968
Trade item; Paper Towel holder
Lunch, Pizza cooked in wood fired horno.

July 23, 2011

Host: Tom Nelson
Phone #: 580-862-7691
Trade item: camp fire trivet
Lunch: brown bag/on you own
Special program: hot wagon tire setting (10:00 am)

August 27, 2011

Host: Gary Seigrist (Elk City Route 66 Museum)
Phone #:

Sept. 24, 2011

Host: Ron Lehenbauer (Fairview Thrashing Bee)
Phone #:
Trade item; Fire tool

October 2011 State conference

November 26, 2011


Host:
Phone #:

December 24, 2011

The NW **May** regional meeting was hosted by Don Garner and held at Foss, Ok. At Mandell Greteman's shop. There were 12 members and 5 spouses or guest present. Special thanks to Mandell and Laquitta for the use of their shop. Members that were present were Gerald Franklin, Charles McDevitt, Cheryl Overstreet, Alan Medders, Gary Seigrist, Dorvan Ivy, Monte and his wife, Roy Bell and John Adams. The meal of brisket along with side dishes was provided by Dorvan Ivy. I would like to thank the members that brought side dishes for the meal. It is safe to say that no one left hungry. The coal forge was going by 9 a.m. and the gas forge was soon in use also. They were kept going for most of the day till about 3 pm. Roses, snakes, chisels and a meat turner were made by Dorvan for an auction at a family reunion. Ed McCormick brought his anvil on a stump for us to look at and if you can, you need to see that.

Gerald got in some tailgating while he was there. Most gave up by 3 PM due to the heat and long road time home. We want to thank everyone for coming to the meeting and making a good time for all and great time of fellowship.

Don Garner



The NW Regional **June** meeting was hosted by Mike George at his home in Alva, Ok. On Saturday, June 25th. Those attending were Don Garner, Mandell Greteman, Jim Carothers, Ron Lehenbauer and Rick and Teresa Dyer. If you want to describe the meeting in one word, that word is "HOT". (Jim

Carothers sent in notes that stated that the bank thermometer said 103) Though really it was pretty descent in the shade until well after lunch. We had the air conditioner and one forge going in the shop. Jim Carothers demonstrated his magic welding flux. I've got to get some of that stuff. (Jim would you please publish your recipe in the newsletter?) Later, Rick Dyer conducted a short course on penny scrolls and fantail scrolls. Jim and Rick also beat up some stuff with my trip hammer, even though it is in dire need of a tune-up. We had a good time and, due to a leisurely pace and plenty of liquids, no one got overheated. About 3:30 p.m. when it started getting really hot, everyone went home. Thanks to all who came.

Mike George



SOUTH EAST REGIONAL PAGES

January 1, 2011

Host:
Phone #:

February 5, 2011

Host: Eddie Horton
Phone #: 580-873-2634

Cancelled

March 5, 2011

Host: Eddie Horton
Phone #: 580-873-2634

April 2, 2011

Host:
Phone #:

May 7, 2011

Host: Bill Phillip
Phone # 918-200-4263
Trade item: steak turner

June 4, 2011

Host: Old Frisco Depot
Jackson street and railroad tracts in Hugo, Ok
Trade item is something from a RR Spike
Restaurant in Depot
Contact Mark Hamell at 580-317-3700

July 2, 2011

Host:
Phone #:

August 6, 2011

Host: Bill Phillip
Phone #: 918-200-4263
Trade item: rabbit head

Sept. 3, 2011

Host: Eddie Horton
Phone 580-513-8370

October 1, 2011

Host: Bill Phillip
Work day for conference
Tool box

November 5, 2011

Host: open
Phone #:

December 3, 2011

Host:

Southeast Meeting at Hugo

Eddie Horton

The June Southeast Meeting was held in Hugo, OK on June 4 and went very well. Mark Hamill and I arrived around 8:30 and began to set up. Howard Bost was already there and was in the process of setting up and building a fire. Ed McCormack was also there and brought his latest unique piece to show everyone. It is an anvil on a stump and it is carved from a tree and limb, all one piece!! A great piece of artistry. Well done Ed!

We had some smoke and made some noise for all the people attending the Hugo Homecoming at the Old Depot in Hugo. We had lots of folks come by and ask questions and even a few beat some iron, one young man even made a horse shoe like a pro! We all had a great time and got to see some old friends as well as meet some new ones.

After it started getting hot the crowd thinned so we let the fires die out and visited for a while. We all tore down around 2 and went our separate ways, looking forward to the next fire and hammer session! We estimated there to be around 60 or so people to come by and observe.

There is no meeting in July. Have a safe 4th

The August meeting will be at Bill Phillips place. Look for map. Trade item is something with a rabbit head on it.

The September meeting will be hosted by Eddie Horton and will be held at the Fort Towson Historical site under the pecan trees. Food will be provided by Mr. Wallace again using his dutchovens. Mr. Wallace has volunteered to teach anyone interested how to cook using the dutchovens. The trade item is something to used in dutchoven cooking and Eddie Horton has asked that the smith consider making and donating the dutchoven tool to Mr. Wallace in appreciation for his cooking the meal.

Fort Towson Historical site is just each of the town of Fort Towson Ok. In far Southeast Oklahoma. From Hugo Oklahoma go east Approximately 13 miles on hwy 70. After you pass through the town of Fort Towson and cross a 5 lane bridge, watch for a sign directing you to turn north. go approx. 3/4 of a mile and then turn in the wooden gate in the split rail fence and follow the road down the hill to the shade and the smoke.

VHS Titles

- SCABA Conf - 2002 - Bill Bastas
- A Traditional Suite: Sword Making, Set Hammer
- A Water Powered Smithy
- ABANA Comes of Age - 1994 NOMM Exhibit
- ABANA Comes of Age - 1994 NOMM Exhibit
- Basic Blacksmithing - Hershel House (Part 1)
- Basic Blacksmithing - Hershel House (Part 2)
- Basic Blacksmithing - Hershel House (Part 3)
- Forge Welding - Bob Patrick
- SCABA Conf - 1997 - Frank Turley (Tools)
- Hammerman in Williamsburg
- Jerry Darnell - 18th Century Lighting (Part 1)
- Jerry Darnell - 18th Century Lighting (Part 2)
- Jerry Darnell - 18th Century Lighting (Part 3)
- Jerry Darnell - 18th Century Hdw - Latches
- Jerry Darnell - 18th Century Hdw - Hinges
- Jerry Darnell - 18th Century Hdw - Pintles
- SCABA Conf - 2001 - Jim & Kathleen Poor
- Jim Hrisoulas - Damascus Pt 1
- Jim Hrisoulas - Damascus Pt 2



- Omey's 2002 - Kendall & Dyer - Table
- SCABA Conf - 1998 - D. Steigler - Baskets
- SCABA Conf - 1998 - R. Gunter - Hammers
- SCABA Conf - 1998 - D. Steigler - Iris & Finishes
- SCABA Conf - 1998 - R. Gunter - Hollow Forging
- SCABA Conf - 1998 - D. Steigler - Repousse'
- SCABA Conf - 1998 - R. Gunter - Scrolls
- Samuel Yellin's Legacy

Artists of the Arbuckles
& Oklahoma Home and Community Education Clubs

Present the second...

MURRAY COUNTY QUILT SHOW

FRIDAY, AUGUST 5, 2011 10:00 - 5:00

SATURDAY, AUGUST 6, 2011 10:00 - 5:00

\$2.00 Admission, good both days

Prize Money will be awarded for:

BEST OF SHOW \$100.00, FIRST PLACE \$75.00, SECOND PLACE \$50.00, THIRD PLACE \$35.00

First, Second and Third place ribbons presented in each category, machine quilted and hand quilted

- | | | | | |
|----------------------|---------------------|-------------------------|------------------------|------------------------|
| Applied Quilt | Pieced Quilt | Wall Quilt | Miniature Quilt | Pictorial Quilt |
| Antique Quilt | Crazy Quilt | Children's Quilt | First Quilt | |

Quilts will be registered on Thursday, August 4, 2011 from 8 o'clock till 2:00 p.m.

Murray County Expo Center, 3490 Highway 7 West, Sulphur, Oklahoma

Entry fee \$5.00, limit three quilts per entrant for judging

Entry fee \$2.00, limit two quilts for show and tell

"Tea Room" Lunch prepared by 4H will be available

For additional information:

Show Chairs Sondra Drake 580-622-5592

Frances Adkins 580-622-6659

Upcoming events:

- ♦ August 6-7th 2011 Girls Inc. Arts and Crafts Show. (Juried event) in Santa Fe. NM is still looking for artist to participate in this years show. You can get more information at; <http://girlsincofsantafe.org/index.php?page=arts-and-crafts-show> or contact Melissa Glick at 505-982-2042
- ♦ September 1st is the Poor Boys Tractor show in Fletcher, Okla. Diana Davis usually handles this one day event but if anyone wishes to come and help it is appreciated.
- ♦ September 24th is one of the days for the Fairview Threshing and John Deer Show. Ron Lehenbauer is hosting a meeting in the Blacksmith shop there on that Saturday. The trade items is a fire tool. Plan to attend the meeting and enjoy the many tractors and other vendors on site.
- ♦ Tyner Tractor Club Show, Blackwell, Ok Oct 8th, 2011. Kay County Fairgrounds at 800 S. Main St. (Hwy 177) Blackwell, Ok. Starts at 9:00 am and goes until 5:00 PM that day. Contact Truman Steiner 580-363-3309 or Richard Wyler at 580-628-1143 for more information.
- ♦ SCABA Conference is October 15 and 16th with setup day being the 14. It is held each year at the Fair ground in Perry, Okla. You will want to book your rooms as early as you can because sometimes we have to compete for rooms with the home football games for Stillwater. I have a schedule but haven't look to see if this is one of those years. Doesn't hurt to book early. Our attendance grows each year.



212 Elm Street, Somerville, MA 02144 Tel: 617.284.2801 Fax: 617.284.2929 www.powderhouse.net

ARE YOU THE BEST BLACKSMITH IN YOUR BUSINESS?

Powderhouse Productions and the Discovery Channel are casting

BEST IN THE BUSINESS

a new reality-competition TV series that will highlight and
celebrate the great American Worker!

We're currently looking for the **BEST BLACKSMITH** in the country!

If you think you're the **BEST** in your particular business, have **GREAT ENERGY**,
a **REALLY FUN, DYNAMIC PERSONALITY** and some **MAD SKILLS**, contact us
about being a **CONTESTANT ON THIS TELEVISION SERIES!**

To apply to be a contestant go to: http://www.jotform.com/pow_casting/bizcasting

HERE'S WHAT WE'LL NEED FROM YOU:

• BRIEF WRITTEN BIO

- What is your line of work? How long have you been doing what you do?
- What is your special "trick" or mad skill? What sets you apart from other people in your profession?
- Info on your background and family
- What do you do for fun?
- Address and all contact information

• PHOTOS: 2 photos of you, 2 photos of your workplace

• 5-MINUTE VIDEO (Maximum)

- Talk directly to the camera and introduce yourself.
 - **TELL US** about your background and why you'd make a great contestant. Be colorful!
 - **SHOW US** your skills!!! Let's see exactly what makes you the BEST in your business! Have fun and be creative!

***PLEASE DO NOT PUT ANY MUSIC IN YOUR VIDEO**

CONTESTANT ELIGIBILITY:

- You must be at least 18 years old to compete.

*Please note: All submission information, including photos, videos, & written submissions will become the property Powderhouse Productions and may be used for broadcast. Potential contestants that are invited to be considered for the casting process will be required to meet other eligibility requirements and execute additional releases and rules as a condition of their participation.

John R Burns

November 23, 1931-June 6, 2011



It is with heavy heart that I pass this information along to the membership of Saltfork. Founding member and long time friend ,John Burns, has passed away this month after fighting many serious health problems the past few years. John graduated from Kiowa High School and Northwestern State College with a BA degree in Art. He served in the United States Navy from 1951-54 and married his wife, Ruth, on September 5, 1953.

John Burns was one of the original 13 founding members of Saltfork and remained an active member in the club until his health started to decline in just the last few years. He was also a member of the Gem and Mineral Society based in Enid. Most artist work with only one or two mediums. John was one of those rare artisans that could work in any medium that was set before him. During his life time he created stunning pieces of artwork in jewelry, stained glass, lamps, paintings, etchings, sculptures miniatures, decorative eggs as well as his many forges pieces. His talents also included square dancing with his wife Edith. He was both a caller and performer.

We have lost one of our best members and teachers. He attended many of our conferences and meeting and was always ready to teach a work shop or class. I had the privilege of spending a long weekend with John and Edith at their home near Carmen, Okla. John had agreed to teach me some silver smithing. He was more than generous with his knowledge and use of his equipment and supplies as I did my best to glean as much knowledge from him as I could in the short time I had. I wish I had been fortunate enough to have lived close enough to have been able to have more frequent lessons. John remembered the club in his will. Leaving the club his blacksmithing equipment.

Per John's wishes, his body was cremated and spread,

along with the remains of Ruth, (who preceded him in death), on the farm that he loved so much .



Hurry deadline fast approaching

T-SHIRT DESIGN CONTEST

We are having a T-Shirt design contest to come up with a T-Shirt for the Perry, OK Conference in October. Below is the design from last year.



The design must include:
 Saltfork Craftsmen Blacksmith Conference
 15th Annual
 October 15 and 16, 2011
 Perry, Oklahoma
 Save the file as a jpg if you create a design. Include your name, address, phone number and E-mail with your submission. You may send a CD or E-mail your work to:

SCABA
 10380 N. 4010 Rd.
 Wann, OK 74083-2014
ddcowart@gmail.com
 918-440-0653

The deadline is July 15, 2011.
 We have not decided what the winner will receive yet.


Salt Fork Conference		Tool Box
Item		Donor
Box		Don Garner
Hardware for toolbox		Byron Doner / Bill Kendall
Cross peen hammer		
Straight peen hammer		
Rounding hammer		
Tongs		
1/4 V-bit	Please help out by making a tool and getting it to Bill Kendall. The tool box is only as good as the tools in it.	
3/8 V-bit		
1/2 V-bit		
3/4 V-bit		
1/4 flat	Help make this one the best yet.	
3/8 flat		
1/2 flat		
3/4 flat		
Scrolling		
Side grip		
Pick up tongs		
Fire Tools		
Shovel		Gerald Brostek
Rake		Gerald Brostek
Poker		Gerald Brostek
Hot cut hardy		
Twisting Wrench		
Treadle/Hand Hammer tooling		
Set of punches and holder		
Center Punch		
Chisel, Large		
Chisel, small		
Chisel, hot slit		
Slitting chisel		
Hold down		
Flat wire brush w/handle		
File, flat bastard cut w/handle		
File, half round w/handle		
Set of monkey tools		
Rivet backing tool		
Rivet setting tool		
Hacksaw		Maurice Hamburger
Bolster plate		
Bevel Gauge		Maurice Hamburger
Square		Maurice Hamburger
Dividers/Compas		
Scribe		Bill Kendall
Bending forks		
Spring swage/fuller		
Flux spoon		Jim Carothers
Flux, Iron Mountain		Jim Carothers
Metal folding ruller 24" or 72"		
Soapstone and holder		Diana Davis
Ball tool (round blunt nose punch)		
Hook ruler		
Finish wax		
Nail Header		Diana Davis
Dual Caliper		

Chisholm trail Festival

Living history event and Crawfish Festival

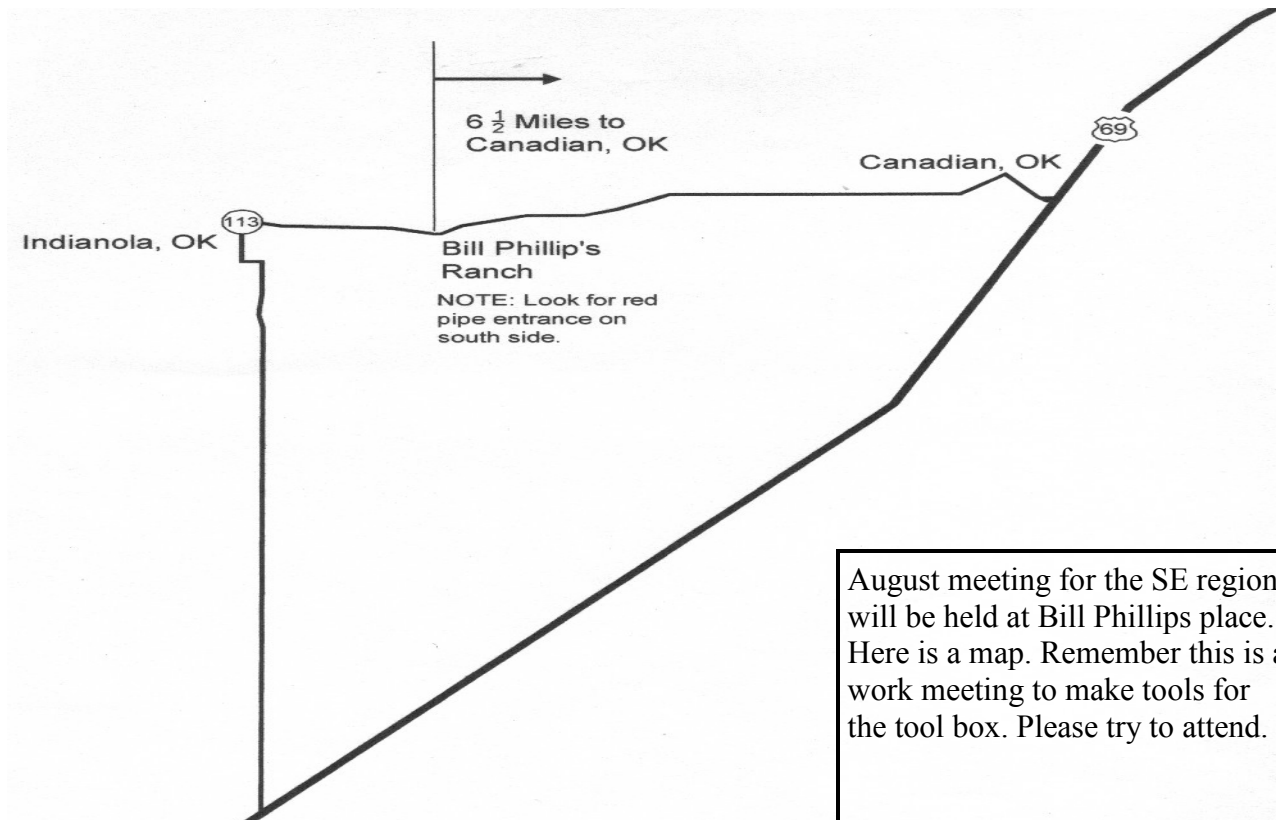
June 4th and 5th, Yukon held its annual Chisholm Trail Festival living history event and Crawfish Festival on the ground of the old Kirkpatrick farm. Jim Carothers, new member, Chuck Ogden and Tony Cable were blacksmithing at the event all weekend. The event offered a very historic setting with mountain men, cowboys and troops with cannons representing north and south. There was even a representative of the camel corps from Texas with two mounts. There were several crafters and artisans at the event as well. Each day was punctuated by cannon fire and gunfights in the old west town street. The shade trees we were set up in made welcome shade and helped cool the breeze. I picked a spot where no grass would grow because I figured it would be shady all day. We made all kinds of blacksmith goods and talked to many people who were interested in what we were doing. There were lots of people eating crawfish and enjoying the other activities too. I enjoyed meeting Chuck Ogden who is a new smith who has had a burning desire for some time but just jumped into blacksmithing. He is doing excellent work for a new smith and is eager to learn. He wants to build a civil war traveling forge on a carriage with a support limber. The limber is a 2 wheel carriage that would hold the extra steel, coal and tools for the forge. This type of forge would have been assigned to the artillery pieces as necessary support for the cannons and their carriages for parts and repairs. There are very few examples left and even fewer working examples of them around today. I would encourage you to come and visit next year or even better, come and blacksmith and be a part.

Tony Cable



Map Page

July meeting for SC region is at Terry Jenkins place.
Here is a map showing location in Blanchard, Ok.






Sketch Book

By Diana


Horse shoe spoon

By Bill Davis

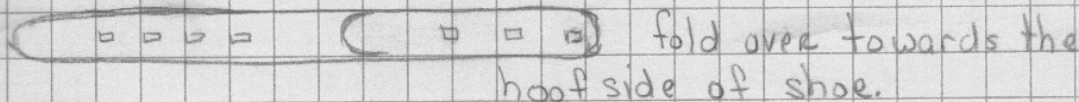
Start with a good horse shoe. (Toe area not too thin)
Heat and straighten it out.



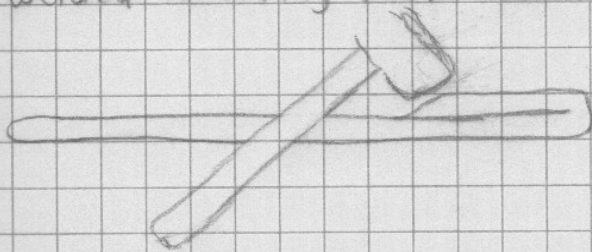
heat one end and form a scarf.



heat and fold over the scarfed end being careful to NOT let the holes line up, Your spoon will leak.




Heat and flux (I use Iron Mountain) bring up to a welding heat. Tap gently and area to be welded starting from scarf and work towards fold.



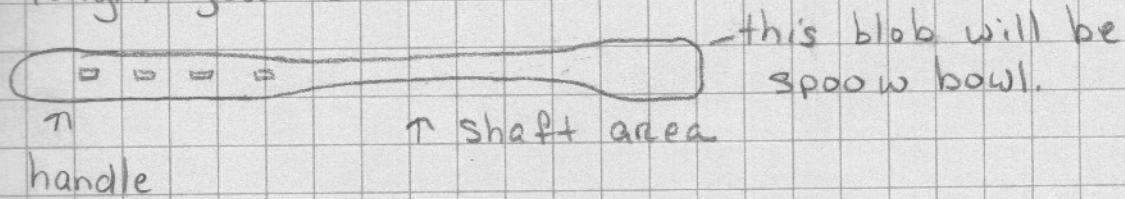
Heat and tap, just until stuck good.
Always work at welding heat.

Now bring middle of shoe up to heat and start drawing down shaft.




↑ scarf end about here.

Keep heating and drawing until spoon will be the length you want.




Next - bring spoon bowl area up to welding heat - flux and continue working it until it is wider and thinner.

Keep this area symmetrical




Power hammer is a benefit on this step.

once you have the needed length and width for your spoon bowl - heat and shape in a spoon swage or other shape.



Next - bring handle end up to heat and punch a hole.



wire brush to remove fine scale.
Heat in oven at 500° until it is hot or the desired color. remove and wipe down with veg oil.

Railroad Spike Tomahawk by Tom Moore

The following simple steps yield a tomahawk from a standard railroad spike. The head of the spike is not altered so that the original material is easily identifiable.

The dimensions given are approximate. The biggest problem is holding the thing while performing the operations.

1. Start with a new or unworn spike, 5/8" square and 6-1/2" long.

2. Upset spike on anvil to about 1" square and about 4-3/8" long, keep head cold.

3. Flair upset end with cross peen. Periodically straighten back, smooth blade.

4. Slit eye - swell slit with drift. Straighten any deformities.

5. Grind profile, file smooth and sharpen. Harden in water and temper to a blue.

From *Mid-Atlantic Smith's Assn. Newsletter*

