

Saltfork Craftsmen Artist-Blacksmith Association

April 2008



Blacksmith Shop that is a part of the Elk City Museum Complex.

The museum has an excellent display of anvils. They also have a display of equipment used by a wheelwright. There will be another meeting here in October. It is worth attending just to see the museum.



**Saltfork Craftsmen
Artist-Blacksmith Association
Officers and Directors**

President: Jim Carothers 580-336-9213
9501 Frontier, Perry Ok. 73077
frontiershop@wildblue.net

Vice-President: Gerald Franklin 580-467-8667
Rt. 3 Box 239J, Duncan, Ok 73533
franklin@gci-wireless.net

Sec-Treas. Mike George 580-327-5235
1227 4th St. Alva, Ok. 73717
mike-marideth@sbcglobal.net

Director: JC Banks 580-482-3209
16007 S. CR 206 Altus, Ok. 73521
jc.banks@okstate.edu

Director: Byron Doner 405-650-7520
6520 Alameda, Norman Okla.
byrondoner@earthlink.net

Director: Bill Kendall 918-742-7836
1756 E. 59th St Tulsa Ok. 74105
wwkendall@aol.com

Director: Richard Dyer 918-582-5065
1119 S Birmingham Pl. Tulsa, Ok. 74104
irondyer@aol.com

Assignments:

Editor: Diana Davis 580-549-6824
23966 NE Wolf Rd Fletcher, Ok 73541
Lazyassforge@tds.net

Librarian/Education:
Gerald Franklin 580-252-6002
Rt 3 Box 239J Duncan, Ok 73533
franklin@gci-wireless.net
cell phone 580-467-8667

Events coordinator: Bill Davis 580-549-6824
Lazyassforge@tds.net

The Saltfork Craftsmen Artist-Blacksmith Association, a non-profit organization of amateur and professional artist and craftsmen, publishes this newsletter monthly. Our purposes are the sharing of knowledge, education and to promote a more general appreciation of the fine craftsmanship everywhere. We are a chapter of the Artist-Blacksmith Association of North America.

Material from this newsletter may be freely copied without permission for non-profit purposes. Please credit the author and this publication.

Visit our Saltfork Craftsmen Website:

Trading Post

For Sale:


¾" round bar of 5160 (\$3.30 per foot plus shipping)
¾" and 1" round bar of 52100 (\$6.00 and \$9.45 per foot plus shipping) Contact Ray Kirk, ray@rakerknives.com or 1-918-456-1519




Army surplus round nosed pliers that make good scroll pliers for small items. They are 6" long \$5.00 each plus shipping. I also tie brooms on your handle or mine. \$20.00 plus shipping. 2008 SCABA calendars featuring SCABA members, \$10.00 Contact Diana Davis, lazyassforge@tds.net or 1-580-549-6824



One Champion, one Tiger, freestanding hand crank blowers, good condition, \$125. for choice. Contact Mark Carter 405-964-5754



Due to health problems, I have decided not to rebuild any more Little Giant hammers. I have for sale :One decent used 100# hammer (\$3,500), one completely rebuilt 50# hammer (\$4,500), one good condition used #50 hammer (\$3,500), two rebuildable 50# hammers (one at \$1750 and one at \$2,000), I have some miscellaneous parts, dies, babbit mandrels, and etc. for sale. Contact Mike George at 580-327-5235 (home), 580-829-1968 (cell) or Mike-marideth@sbcglobal.net



Wanted:

Advertising Coal Hammers, Contact Mike George at 1-580-327-5235 or o Mike-Marideth@sbcglobal.net

Club Coal

Saltfork Craftsmen has Arkansas coal for sale. The coal is \$95/ton to members and \$145/33non-members.

Bring your own containers. Contact Tom Nelson at 1-580-862-7691 to make arrangements to pick up a load.

DO NOT CALL AFTER 9 P.M. If you make arrangement well in advance, Tom can load your truck or trailer with his skid steer loader. Otherwise you will need to bring a shovel. The coal can be weighed out at the Douglas Coop Elevator scales. The coal is in large chunks; bring something to break up the coal into manageable size pieces.

S/C Region coal location: Coal is in 1-2" size pieces. Bring your own container. The coal is at Max Scrudder's place in Mountain View. Contact Max for load out instructions.

Cost for this coal is .06/pound or \$120.00/ton. NO SALES to non-members.


Max Scrudder can be contacted at (405) 226-9951

NE Region coal location: Dan Cowart also has coal to sell. He can be contacted at dacowart@dishmail.net or CowartPat@gmail.com

Saltfork Craftsmen Swage Blocks \$105.00 each plus shipping. SCABA members can purchase one block for a special members price of \$85.00

Contact Mike George at 1-580-327-5235 or mike-marideth@sbcglobal.net or Bill Kendall at 1-918-742-7836 or wwkendall@aol.com

Bill and Diana Davis have a few blocks available for those in the S/C region.



Mail your ads to the editor or email them to lazyassforge@tds.net

Northeast regional meeting. April 12, Hosted by Mark Coatney at his shop in Chouteau, Okla. check out map) Mark is providing a meal but bring a side dish. Mark is going to be showing how to make a tomahawk from a RR Spike. Anyone that wishes to try to make one then is welcome and they can then put it in the trade if they wish.

Northwest regional meeting. April 26th Hosted by Mike George at his shop in Alva, Oklahoma. Trade item is a set of shelf brackets. Mike is planning to grill some food so bring a side dish to go with it. His shop is behind the house located at 1227 Fourth Ave.

Each newsletter has a calendar insert with all the meeting dates. It is updated as soon as meeting are filled. If you see a date in your area that has not been booked and you would like to try and host a meeting, let me know ASAP. Editor

Check out the date on your mailing label. If it still has 3/08 on it you need to renew ASAP. If you have already mailed in your renewal , check with Mike George or Diana Davis to let us know to check our records to make sure we got it.

Remember...If your renewal is not received by April 23rd you will not get the May newsletter and it will cost YOU extra to get that issue. The club should not be responsible to cover the extra postage just because you didn't pay your dues on time. You can expected to pay an extra \$1.50 per back issue that you want. This amount reflex the extra cost of printing back issues and mailing first class.

Club picnic

This May 10th everyone is invited to come to the Fair ground in Norman, Ok. We have a day planned of forging demonstrations, family crafts, contest and food. Lots of food. We are also going to have a door prize drawing. Bring your lawn chairs, forges and appetite and plan to enjoy the day with all of us.

I am in charge of a door prize drawing. I would like to ask that everyone bring at least one small item to put in the drawing. If everyone brings something then everyone will take something home. It doesn't have to be a blacksmithing item. We will have family members present and you might want to bring something that your son or daughter would like to get. Any item will help. We even got jars of pickled peppers at the last one I went to.

MEETING SCHEDULE

April

Southeast region...April 5th open

South/Central region..April 19th. Hosted by Terry Jenkins at his shop in Blanchard. Lunch will be provided but bring a side dish or desert to help out. Trade item is a feather. Because of construction on the road Terry will NOT be able to put up signs. Check out the map in the back of newsletter.

I have two activities for anyone that wished to try them. The only thing that I need is to know how many to plan for. If you would like to participate in either of these activities, Please contact me either by email or phone calls.

The first will be to make some hand made paper. This will be done in the Morning so the paper has time to dry before we get ready to go home. For the paper making please bring some old cotton fabric that we can cut or rip into 12 inch squares, old bedding is good for this. Each person will need about 12 pieces of fabric. The fabric is used to keep your paper pieces separate while it dries.

The second is a small bulletin board made from a acoustic ceiling tile. Those that want to make one of these will need to bring the following materials.

1-foot quarter of fabric

12 buttons

6 yards of ribbon to complement your fabric.

The address for the fair grounds is 615 E. Robinson St. in Norman Oklahoma. When you get to Norman take exit 110 for Robinson St toward Research Park/Univ. Airpark. Turn left at W Robinson St. go 2.6 miles. At Finley Ave. turn left into Fairground. We have the N. building reserved for SCABA. You can also contact Byron or Carol Donor for directions. Byron's phone number is (405)650-7520

Putting on a event like this is a big undertaking. If you would like to help with any of the activities contact the member in charge of that activity.

Mike George for food or drinks (580)327-5235

David Seigrist for forging contest or demonstrations (580)688-3555

Diana Davis for family activities or door prizes. (580)549-6824

PUBLIC DEMO'S AND REQUEST

April 4,5 & 6th Norman Medieval Faire

Demonstrators: Dawnavan Crawford, Terry Jenkins, Steven Knisely and Aubrey Washington, and others

April 5th Loco VFD Benefit

Demonstrator: Gerald Franklin

April 10,11,& 12th OFA Annual Clinic & Contast

Contact Dusty Franklin 405-352-9902 or Gary Gloden 918-321-5015 for more info

April 11th & 12th Marshal County Antique Tractor Show, Enis Oklahoma

Demonstrator: Gerald Franklin

11th is school day

April 17, 18, & 19th Choctaw Landrun Celebration

Demonstrators: Tony Cable and Steven Knisely

April 25th and 26th Geat Plains Antique Tractor Club, Hobart Oklahoma, demos between 9:00 and

2:00 pm Lunch bought for anyone who demos on Fri-

day for the kids.

Demonstrators: Diana Davis and Max Scrudder

25th is school day

May 2nd Geronimo Road School annual Encampment at Ft. Sill

Demonstrator needed.

May 7th NRCS Demo Duncan Public Schools

Demonstrator: Gerald Franklin

May 17th Healdton "Taste of the West"

Demonstrator: Gerald Franklin

May 17th David King's shop in Guthrie for the Oklahoma Tool Collectors gathering and swap meet.

Demonstrator: Steven Knisely

June 7th Women in the Outdoors

Instructor needed. Contact Beth An Amico at (405)769-4108

June 7th Frontier Days Celebration in Marietta (This is also the SE meeting date/location)

Demonstrator/host: Gerald Franklin

IN THE NEWS

Saltfork member John Jobe (Alvarado, Tx) now a full time artist-blacksmith, was recently interviewed about our craft and his work you can read the full article by Paul Gauntt of the Waxahachie Daily Light on the web at:


[Http://www.waxahachiedaily.com/articles/2007/12/31/news/doc47791e817a76a725052451.txt](http://www.waxahachiedaily.com/articles/2007/12/31/news/doc47791e817a76a725052451.txt)

SOUTH/CENTRAL MEETING

Byron and Carol Donor hosted the meeting for the s/c region at their place in Norman. The weather was a little cool but there were still 4 forges going most of the day. David Seigrist and Dawnavan Crawford shared the gas forge inside. Dawnavan made a knife blank during the day and David made a double caliper. Both demos were interesting to watch.

The trade item was a door knocker and there were several nice examples presented for the trade.





Trade items . Ricky Nusbaum made one during the day but didn't put it in the trade. It was made from two horse shoes that Ron Lehenbauer had brought from the Farriers Association. They were samples from their contest. He also had the back of his truck loaded down with goodies for sale.



Doug and Linda Bliss received some forging instruction from Gerald Franklin. They also talked Bill D. into making a mule head on a horseshoe.

Carol Donor recently had a knee replacement so she wasn't getting around real well but said that she was getting better every day. Hopefully by the picnic she will be back to normal.

After lunch the SCABA board held a meeting to discuss upcoming events and the conference. (See minutes).

Those that didn't want to listen to the meeting went on with their forging.



Ricky Nusbaum-working on a door knocker made from two of the horse shoes that Ron brought.



Jerry Cathy was using Byron's forge and also took the opportunity to play on the KA hammer.



Ron doing what Ron's does best.

**DON'T FORGET TO PAY YOUR DUES
DON'T FORGET TO PAY YOUR DUES
DON'T FORGET TO PAY YOUR DUES**

Minutes

Saltfork Craftsmen Board of Director's Meeting
Mar 15, 2008

- Call to order (Vice President) – The meeting was called to order at 1:25 PM. Members present were Bill Kendall, Byron Doner, J.C. Banks, and Gerald Franklin
- Treasurer's Report (Vice President) – Since the Treasurer was absent, the Vice President gave the financial report. The board of directors had previously approved investing some of the club's surplus funds into another CD.
- Web site report and recommendations (J.C. Banks) – We are receiving 500 + hits per day on the Saltfork website.
- Statewide meeting/picnic (G. Franklin) – The statewide meeting is scheduled for the 10th of May at the Cleveland County Fairgrounds in Norman. It will be conducted in a hammer-in format, so plan to bring your portable forges. The meeting is open to all current SCABA members. Ron Lehenbauer will invite the Oklahoma Farrier's Association to attend also. Mike George will coordinate the picnic lunch. Plans will be finalized at the next board meeting.

Arts Council Event (Terry Jenkins) – The Oklahoma Arts Council has invited SCABA to participate in the Oklahoma City Arts Festival on April 22 thru 27. We plan to have demonstrators each day and also a gallery of Saltfork work. Terry reported that some of the demo days are covered already but many are not. He asked that any available demonstrators contact him or Larry Mills to help out with the demonstrations. Also contact Terry or Larry to arrange for you work to be put on display in the gallery

- Conference items (Conference Co-Chairs)
 - Demonstrators for 2008 – The demonstrators for the 2008 conference will be Bob Alexander of De Soto, MO and Alison Finn of Marble, CO.
 - Dates for 2008 – The 2008 conference will be held on Oct 18-19, 2008 in Perry, OK.
- Cone Mandrel Project (Jim Carothers) – Jim Carothers had reported earlier that he expects the cone mandrel drawings to be complete by early to mid summer.
- Newsletter Software (Diana Davis) – Diana Davis reported that she needs a publication software package to use in preparation of the monthly newsletter. She also would like to have a printer that will provide better resolution of photographs for the newsletter masters. She has been testing some publication software to determine if it will fill our needs. After some discussion, the board recommended that she purchase a laptop, Microsoft Office software, and a publisher software package that will fill our needs. She will also purchase a laser printer for printing master copies of the newsletter. This equipment and software will be bought and maintained with SCABA funds. (Motion: Banks, Second: Doner. Carried.)
- Workshops (David Seigrist) - Both currently scheduled workshops are full and David has an alternate list in case someone drops out. He also asked again for suggestion from the membership for future workshop subjects.
- ToolBox Project (David Seigrist) – David reported that it is time to start soliciting tools for the tool box project. Diana will begin putting something in the newsletter to try to get some early action/donations. Again, Adam Hall will build this year's toolbox. It was suggested that some items made at the upcoming workshops be set aside as toolbox donations.
- Swage Block Shipment (Bill Kendall) – Bill requested that we set up a Pay-Pal account on the SCABA website. This will greatly facilitate the filling of swage block orders. Bil Kendall and J.C. Banks will coordinate the setting up of this account. (Motion: Kendall, Second: Banks. Carried.)
- Next BOD meeting (Vice President) – The next Board of Directors meeting is scheduled for April 20, 2008 at 2 PM in Perry, OK.
- Adjournment (Vice President) – The meeting was adjourned at 2:18.

I have an Idea – Where do I go from Here?

By J. C Banks

If you are getting started in blacksmithing, you have probably looked at enough work of others to develop an idea on what you would like to build. Many times this is a project that seems complicated and you are somewhat intimidated by the size or complexity of the project. There is an old saying that “it won’t get done until you start it” and this applies to almost any project. Any project, no matter how complicated, can be broken down into steps, and each step is not nearly as complicated. Most of the steps in a complicated project are versions of small projects, such as the iron in the hat projects you do for regional meetings. The steps in construction of your project could be as follows:

1. Use books, magazines, photos, etc. to arrive at a desired project. Many times a combination of elements in different projects can be used to arrive at your final project.
2. Get the project down on paper. It doesn’t have to be in scale at this time, or even full sized, just experiment by sketching different versions to get the overall look. A chalk board or dry erase board will allow you to modify as you go. Pay particular attention to proposed joinery, a pass through, rivets, collars, or forge welding many times will become the focal point of the project.
3. Once you have the project finalized in your mind, start sketching it out with a chalk marker **full size** on a piece of rusty metal or paper that you can later transfer to the rusty metal. The metal is used as a template to lay the hot iron on and tweak it to fit the pattern. Make sure your borders are square and the outside dimensions are correct.
4. By this time, you will know what size metal to use for each component, so start forging and bending metal to fit the pattern. The borders should be constructed first followed by the forged elements. As each piece is finished, lay it on the pattern, and you will see your many small elements start to combine to form the finished project. This is a good confidence builder because you begin to realize how the project will look when finished.
5. Try to match the forms closely, especially when it is required to have a mirror image from one side of the project to the other. If more than a couple of scrolls are needed, it may be better to build a scroll form to provide uniformity, but remember, if it is too uniform, it looks machine made.
6. Many times when you are using pass throughs and forge welding, it is necessary to almost think in reverse. Peter Ross explained this in a conference I attended, that you need to visualize how the piece will go together, and put it together in your mind to avoid having to re-do something because you did it out of sequence. For example, a branched scroll will usually need to be forge welded before you bend the scroll. This involves forging the taper in both scrolls, then determining the exact length of the scroll to arrive at the forge welded location.
7. Slight tweaking of the metal to fit the frame is usually required, and can be done cold with a set of forks and bending wrenches. At this time it is usually better to wire brush and clean up the elements rather than wait until it is all assembled.
8. Next comes the final joining of the project. All components should be made, some inner joints will be made, and it is time to put it all together. Again, think the process through to get the order the joints need to be made. There are many sources on how to make collars, pass throughs, or tenon joints, and if you are not familiar with these, make practice joints

until you feel comfortable with the joint.

9. After a final clean-up and finish (again there are many references to finishing procedures) the project will be ready and you will be amazed that you did it yourself. Now, it's time to find something even more difficult, and challenge yourself again.

Southeast Region Meeting – March 8th

Gerald Franklin

We held a Southeast Region meeting in Durant, OK on March 8th at the Durant Stockyards. Bill and Diana Davis had a forge set up, as did Jim and Sherrill Carothers, Mark Hamill, and Gerald Franklin. Most of us were fired up and ready to forge by about 9AM and the general population started drifting in by about 9:30.

I was pleased and surprised at the number of folks who showed up to watch the forging, ask questions, and share stories. This indicates a good deal of interest in that part of the state and Saltfork would do well to continue to exploit that interest. I believe that we can establish a membership base in SE OK that will complement the group in the Paris, TX area.

We signed up a couple of new members during the gathering and some more folks took newsletters and membership applications

with them. Hopefully some of these will join later.




I want to thank Billy Perrin, the owner of the Durant Stockyards and his staff for the hospitality they showed to Saltfork for this meeting. Also, the local newspaper, the Durant Daily Democrat, provided several days of free notices of the meeting. I'm sure that many of the folks who showed up did so because they had seen the notice in the local paper. We did a little leg work a couple of weeks before the meeting by going to Durant and

passing out flyers to local welding shops and steel supply houses. Also, Jim Carothers sent out about twenty five or so copies of the flyers to smiths in the area. I don't have any idea how many folks came as a result of seeing these flyers, but it

never hurts to wave the flag, I guess.

All in all, it was a pretty good meeting even though we would have like to

see a few more forges going. We'll schedule more meetings down in the SE corner later in the year and we'd like to see a good turn out of members. Thanks to all who came on March 8th.



SCABA Tool Box for 2008

If you are new to SCABA let me tell you about our toolbox program. At the yearly conference in October we have an auction and a toolbox raffle to raise funds for SCABA. Various smiths from SCABA either make or buy and donate items to be in our SCABA Toolbox. It is a very very nice set of tools and the most wanted item of the evening. When the winning name is drawn you can hear a pin drop as everyone holds their breath hoping to hear their name called. You know putting together something this good doesn't happen over night.

Since it takes months of preparation I'd like to get an early start and ask for volunteers to help fill the box. Adam Hall has been our resident carpenter for the past couple of years and has done a superb job on the box itself. Mike George has done some outstanding work making the handles and hardware. Take a look at the list and if you see an item you would like to make/buy and donate please call or email me and I'll put your name on the list or let you know if it has been spoken for. The list is a very good start but not all encompassing. If you know of an item you find very useful by all means call me and I'll add it and your name to the list. From now until the auction this list will always be with me. By contacting me first it ensures there aren't 10 hammers, 8 hot cuts, etc., but a unique and wide variety of tools. Also, I'll have a running tally of the dollar value of the box, hardware, and contents so let me know how much you would charge or paid for the item. It's okay to wait until you finish the tool to let me know what the dollar value is. Each month there will be an updated list in the newsletter and you will be surprised at how much a collection like this would cost. Raffle tickets will be available starting on our Family Day Picnic in May.

David Seigrist
 C: 580 381-0085
 H: 580 688-3555
dseigrist2004@yahoo.com

Tool/Item	Maker/Buyer
Box	Adam Hall
Hardware for toolbox	Mike George
Cross Pein	
Straight peen	
Rounding hammer	
Tongs:	
1/4 v-bit	
3/8 v-bit	
1/2 v-bit	
3/4 v-bit	
1/4 flat	
3/8 flat	
1/2 flat	
3/4 flat	
Scrolling	
Side grip	
Pick up tongs	
Fire tools (Shovel, rake, poker)	
Hot cut hardie	
Cold cut hardie	
Twisting wrench	
Treadle/Hand Hammer Tooling	JC Banks
Set of punches and holder	
Center punch	
Chisel, large	
Chisel, small	
Chisel, hot slit	
Slitting chisel	
Hold Down	
Flat wire brush w/handle	
File, flat bastard cut w/handle	
File, half round w/handle	
Set of monkey tools	
Rivet backing tool	
Rivet setting tool	
Hacksaw	
Bolster plate	
Square	
Scribe	
Bending forks	
Spring swage (necking down)	
Flux spoon	
Metal folding ruler 6'	
Soapstone	
Ball tool	
Hook Ruler	
20 Mule Team Borax	
Finishing Wax	
Nail Header	

Saltfork Craftsmen
Artists - Blacksmiths Association, Inc.

Board of Trustees Election
March 2008

There are three Trustee terms expiring this year. The three trustees who's terms are expiring are JC Banks, Richard Dyer and Gerald Franklin. **Please vote for three candidates.** You may choose from the candidate list or you may write in any other persons who are members in good standing.

Richard Dyer	Tulsa, OK	_____
Gerald Franklin	Duncan, OK	_____
J.C. Banks	Altus, OK	_____
_____	_____	_____
_____	_____	_____

These candidates are all good people. All of them have been assets to the Club and to the Board of Trustees. There are also many more good club members with knowledge and skills that would be valuable to the club. The election dead line is April 20, 2008. Please fill in your ballot as soon as possible and mail to:

Saltfork Craftsmen Ballot
1227 4th St.
Alva, OK 73717

NORTH EAST REGIONAL MEETING DATES

January 12, 2008
Host: Bill Kendall 918-691-2173

February 9, 2008
Host: Gary Gloden Letter opener 918-321-5015

March 8, 2008
Host: Dan Cowart 918-534-0299
Trade item something for the grill
Lunch:

April 12, 2008
Host: Mark Coatney
Phone #: 918-476-6755

May 10, 2008
Host: *State meeting*
Phone #:

June 14, 2008
Host: Charlie McGee
Phone #:918-643-3299

July 12, 2008
Host: Dwayne Moss
Phone #:918-260-3267

August 9, 2008
Host: Omar Reed
Phone# (918)478-4088

Sept. 13, 2008
Host: Dan Cowart
Phone #:918-534-0299
Trade item is a tool to be added to the tool box

October 11, 2008
Host:
Phone #:

November 8, 2008
Host: Mike Sweany
Phone #: 918-245-8460

December 13, 2008
Host:
Phone #:

NORTH WEST REGIONAL MEETING DATES

January 26, 2008
Host:Ron Lehenbauer :(580)758-1126
Trade item: spoon

February 23, 2008
Host:Ron Lehenbauer (580)758-1126
Trade item: fork

March 22, 2008
Host: Bob Kennemer (tool for cooking on a grill)
Phone #: 580-225-3361

April 26, 2008
Host:Mike George (pair of small Shelf brackets)
Phone #: 580-327-5235

May 2008
Host: State meeting –No regional meetings
Phone #:

June 28, 2008
Host: Charlie Todd
Phone #:580-242-0105

July 26, 2008
Host:
Phone #:

August 23, 2008
Host:
Phone #:

Sept. 27, 2008
Host:
Phone #:

October 25, 2008
Host:
November 22, 2008
Host: Tom Nelson
Phone #: 580-862-7691

December 27, 2008
Host:
Phone #:

SOUTH CENTRAL REGIONAL MEETING DATES

January 19, 2008
Host:JC Banks
Phone #(580)482-3209
Scroll jig workshop

February 16, 2008
Host: Gerald Franklin
Phone #: 580-467-8667
Scroll ends workshop

March 15, 2008
Host:Byron Donor
Phone #(405)650-7520

April 19, 2008
Host:Terry Jenkins
Phone #(580)485-2394

May 2008
Host: State meeting no regional meetings
Phone #:

June 21, 2008
Host: Larry Morefield (Punch or Chisel)
Phone #: 580-529-3081

July 19, 2008
Host: Max Scudder
Phone #: 580-654-2229

August 16, 2008
Host: Richard Simpson
Phone #:

Sept. 20, 2008
Host: Dawnavan Crawford
Phone #: 405-520-3712

October 18, 2008
Host: : SCABA Conference Perry, Okla
Phone #:1-405-344-7413

November 15, 2008
Host: Bill and Diana Davis
Phone #: 580-549-6824

December 20, 2008
Host: Aniela Hadich (Vessel)
Phone #:405-869-2043

SOUTH EAST REGIONAL MEETING DATES

January 5, 2008
Host: Bois D'Arc Forge
Phone #:

February 2, 2008
Host:
Phone #:

March 1, 2008
Host: Gerald Franklin Durant Stockyards
Phone #: 580-467-8667

April 5, 2008
Host:
Phone #:

May 2008
Host:State meeting in Norman Ok
Phone #:May 10 ..Info in newsletter

June 7, 2008
Host: Gerald Franklin in Marietta, Ok in conjunction with
the Annual frontier days Celebration
Phone #:

July 5, 2008
Host:
Phone #:

August 2, 2008
Host:
Phone #:

Sept. 6, 2008
Host:
Phone #:

October 4, 2008
Host:
Phone #:

November 1, 2008
Host:
Phone #:

December 6, 2008
Host:
Phone #:

SCABA WORKSHOP SURVEY

Name: _____

Address: _____

Ph: _____

List in order your choices for workshops you would like to attend. The above list is not your only choices; please include any others you would like.

Workshop Title:	How long: Saturday only, weekend, one week	Instructor: Any ideas for an excellent instructor?	Travel: How far can you travel? North East OK, South East OK, North West OK, South West OK, Paris Texas, Statewide to include Paris TX	Tools: Can you bring your own tools? Forge, anvil, vice, hand tools? Yes or No

Comments:

Mail to: David Seigris
PO Box 163
Hollis, OK 73550



**Oklahoma Farrier's Association
Annual Clinic & Contest**

Schedule of Events

Thursday, April 10th, 2008

8:00am - 5:00 pm Hands-on Clinic with Contest Judge, John McNemey
John is a past American Farrier's Team Member, runs a farrier business in Pлатесвилле, CO as well as an excellent tool builder. John will do a demonstration clinic in the morning and then progress to a hands-on clinic with participants setting up and hammering away.
4:00 pm Registration begins

Friday, April 11th, 2008

7:00 am Arena open for warm-up and registration
Class One
Student Division & Division 1
8:00 - 8:45 am Division 2 & Division 3
8:30 - 9:15 am
9:45 - 10:30 am **Class Two**
Student Division & Division 1
10:15 - 11:00 am Division 2 & Division 3

11:30 - 12:30 pm **Class Three**
Student Division & Division 1
12:00 - 1:00 pm Division 2 & Division 3
1:00 - 2:00 pm Lunch Break (concession available on site)
2:00 - 2:15 pm **Eagle Eye**
Review foot for Eagle Eye
2:15 - 2:50 pm Eagle Eye
3:00 - 3:30 pm Draw for blacksmith partner
3:30 - 5:00 pm Artistic Blacksmithing

6:00 - ? Free Dinner at Arena - Live Shoeing Competitors Announced

Auction Aster Dinner



**Oklahoma Farrier's Association
Annual Clinic & Contest**

Schedule of Events

Saturday, April 12th, 2008

8:00 - 8:45 am Set up and drawing for live shoeing horses
9:00 - 10:00 am Division 1 Live Shoeing
9:45 - 10:45 am Division 3 Live Shoeing
10:30 - 11:30 am Division 2 Live Shoeing
11:30 - 12:30 pm Lunch break
12:30 - 1:00 pm Set up for Draft Shoeing & drawing for horses
1:00 - 2:30 pm 1st go Draft Class
2:45 - 4:25 pm 2nd go Draft Class
6:00 - ??? Banquet & Awards

Additional Information

- Draft class - There must be one team member from each division. If you want to compete and don't have a team, contact Dusty at 405-209-7420.
- There will be 5 contestants from each division make the live shoeing
- All contestants are "asked" (required) to participate in the artistic blacksmith class so come prepared with amazing ideas.

Hotel Information

Comfort Inn
1707 SW 27th Street
El Reno, OK 73036
Phone: (405) 262-3050

Room Rate is \$64.79
Mention OFA or Oklahoma Farriers Association for group rate
Reservations must be made by April 1, 2008
Hotel has indoor pool, hot tub, free continental breakfast, free wi-fi

NW REGIONAL MEETING

Bob Kennimer hosted the meeting for the NW Region at the Blacksmith shop that is a part of the Elk City museum complex. The blacksmith shop is located behind the Route 66 museum. I have placed a picture on the front cover. The blacksmith shop has an impressive display of anvils and other tools. There are also tools for a wheelwright.

We arrived around 9:00 AM and left after 3:00PM. We had a great time during those hours forging and touring the other buildings that are part of the museum.

The trade item for the meeting was something to use on a grill. Most made forks but some made steak turners.



Someone asked Ron to make a buffalo on a RR Spike. Members and the public, that were coming in to watch, enjoyed the demonstration. Along with Ron's demo, David Seigrist and Dorvan Ivy took turns at the forges to make their trade items.



Dorvan working on a forge weld on his steak turner.



Ron Lehenbauer making a buffalo head on a RR Spike.



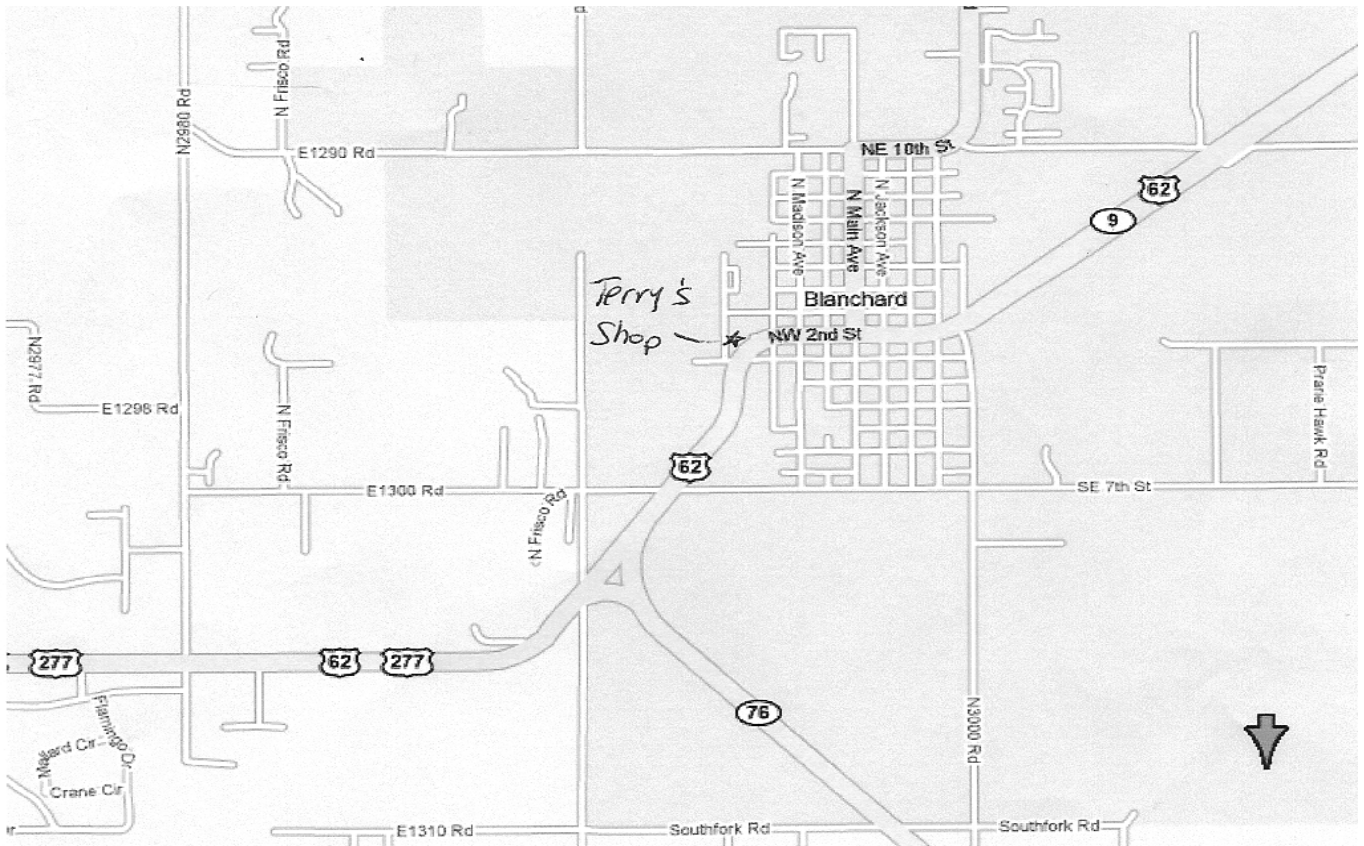
David Seigrist is scoring lines to make a cubed twist on his handle.

At noon we all enjoyed a very good BBQ lunch along with pie, cake and ice-cream for desert.

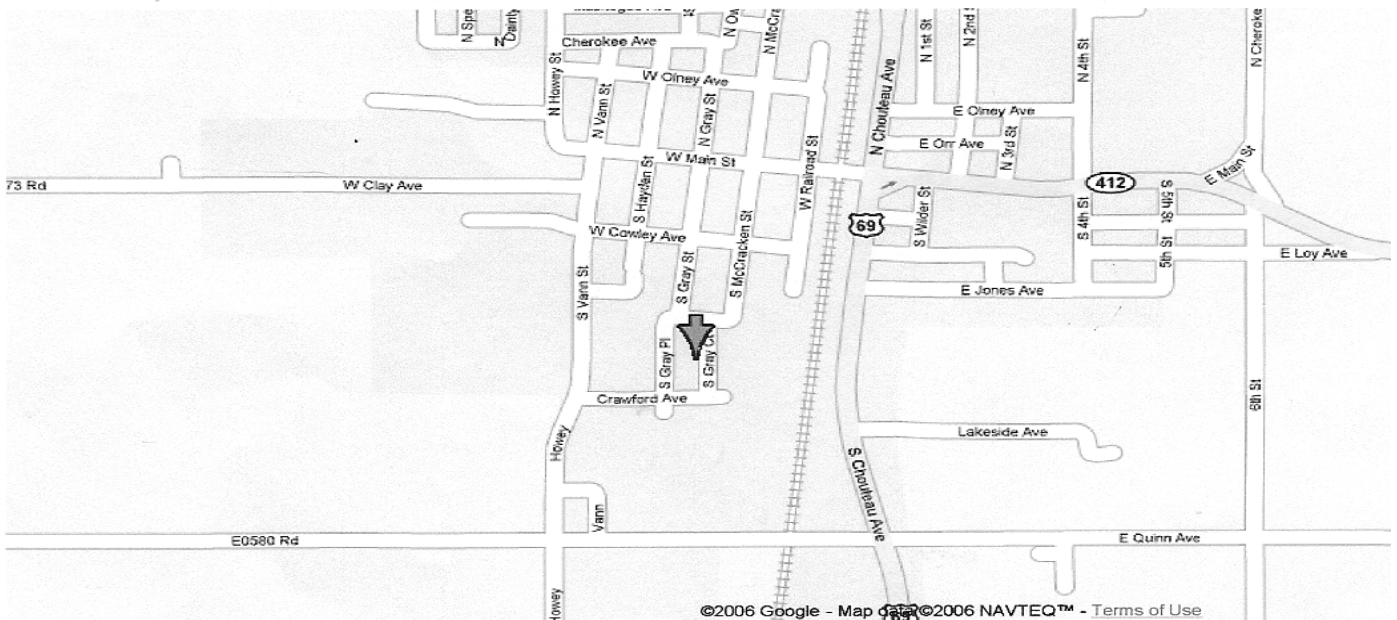
After lunch we got back to forging and David asked Bill D. to show him how to make a snake from a hoof rasp. David had one almost finished when we had to leave. Look forward to seeing the finished



Map to Terry Jenkins place in Blanchard. Terry said that they were working on the road so he would not be able to put out signs.



Google Maps Mark Coatsweys



401 South Gray Ct Chouteau, Ok

Saltfork Craftsmen

Artist-Blacksmith Association
Membership Application
April 2008 thru March 2009

Please accept my application

Date: _____

First Name _____ Last Name _____

Married? Yes No Spouses Name _____

Address _____

City _____ State _____ ZIP _____

Home Phone (____) _____ Work Phone (____) _____

E-Mail _____ ABANA Member? Yes No

I have enclosed \$20.00 for dues to March 30, 2009

Signed _____

Return to: Saltfork Craftsmen, 1227 Fourth St. Alva, Ok 73717



ABANA

Name: _____

Email: _____

Address: _____

www url: _____

City: _____

Phone: _____

State: _____ Zip: _____

Fax: _____

Country: _____

TYPE OF MEMBERSHIP:

CREDIT CARD INFORMATION:

NEW MEMBER RENEWAL

VISA Mastercard Expiration Date: _____

Regular - \$55.00 Contributing-\$100.00

Card Number: _____
Submit check, money order -U.S. Banks only, or by credit card:

Student- \$45.00 Library-\$45.00

Senior (65+) \$50.00 Foreign-\$65.00

ABANA Chapter Affiliation: _____

PO Box 3425
Knoxville, TN 37927-3425
Phone: 865.546.7733 Fax: 865.215.9964